

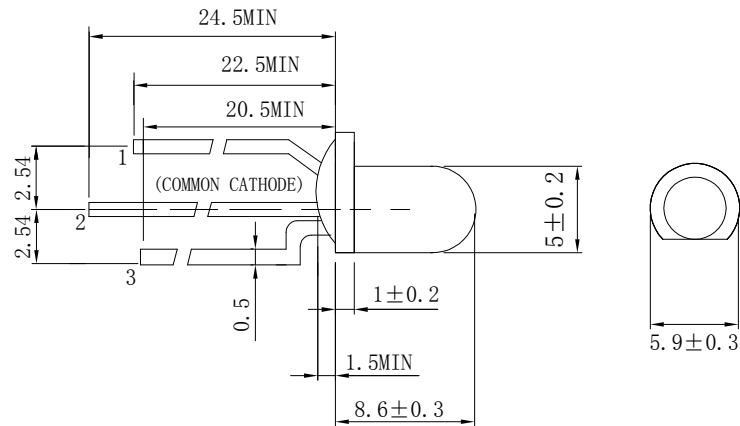
**Features**

- 5mm DIA LED Lamp
- Low Power Consumption
- High Efficiency
- Various Colors and Viewing Angle
- Long Solid State Reliability
- Package: 1000pcs/Packing

**Applications**

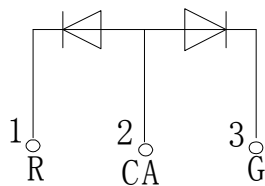
- Indicator

**Package Dimensions**

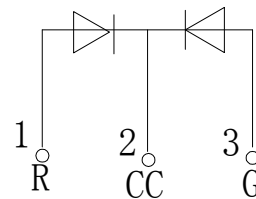


FDL-522HRGA-ZW1-CA(Common Anode)

FDL-522HRGA-ZW1-CC(Common Cathode)



1&3 together : Amber



1&3 together : Amber

**Notes:**

1. All dimensions are in millimeters (inches).
2. Tolerance is  $\pm 0.25\text{mm}$  (.01") unless otherwise noted.
3. Protruded Resin under flange is 1.0mm(0.04") max.
4. Specifications are subject to change without notice.



**Selection Guide**

Part No	Lens Type	Dice	Emitted Color
FDL-522HRGA-ZW1-CC	White Diffused	GaAsP	Red Green Amber

**Electrical / Optical Characteristics At Ta=25°C**

Symbol	Parameter	Min.	Typ.	Max.	Unit	Test Condition
Iv	Luminous Intensity		25/30/30		mcd	IF=10mA
2 θ 1/2	Viewing Angle		30/30/30		deg	IF=20mA
λ Peak	Peak Emission Wavelength		570/660/602		nm	IF=20mA
Δλ	Spectral Line Half-Width		30/20/20		nm	IF=20mA
VF	Forward Voltage		2.1/2.2/2.2	2.8/2.8/2.5	V	IF=20mA
IR	Reverse Current		50/50/50		uA	VR 5V

Note:

- Right for red color.  
Left for green color.
- θ1/2 is the angle from optical centerline where the luminous intensity is 1/2 optical centerline value

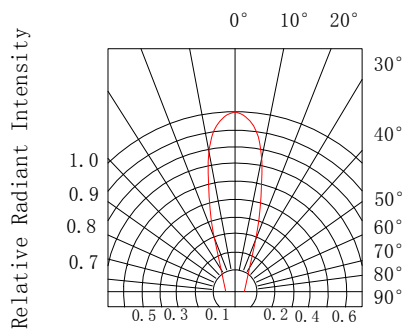
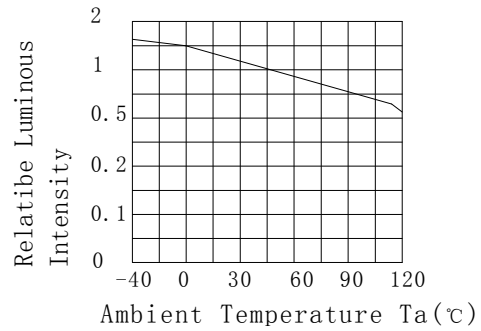
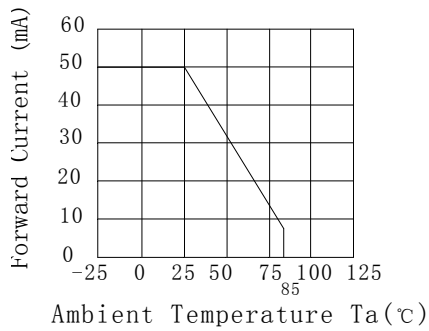
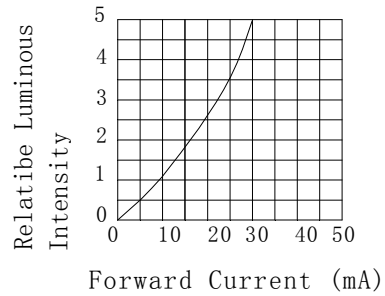
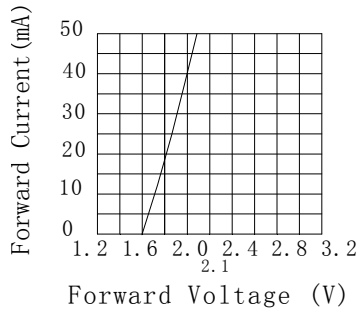
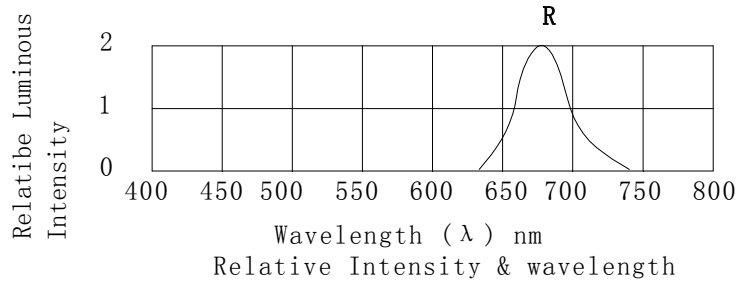
**Absolute Maximum Ratings At Ta=25°C**

Parameter	Green	Red	Amber	Unit
Power Dissipation	80	80	80	mW
Peak Forward Current[1]	150	150	150	mA
Continuous Forward Current	30	30	30	mA
Reverse Voltage	5	5	5	V
Operating Temperature Range	-40°C to + 85°C			
Storage Temperature Range	-40°C to + 85°C			
Soldering Condition	260°C For 5 Seconds			

Note:

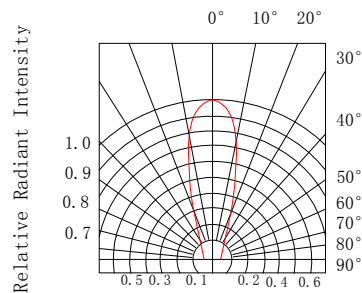
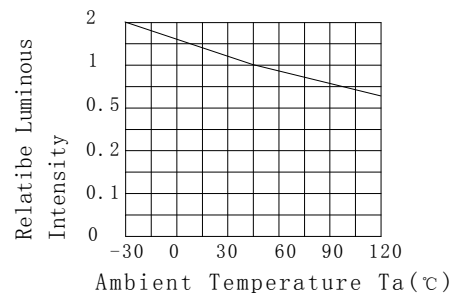
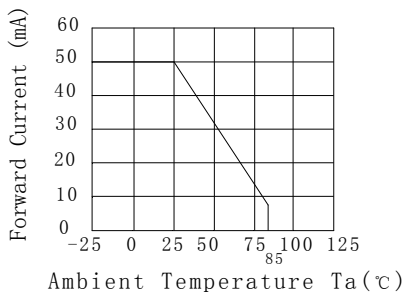
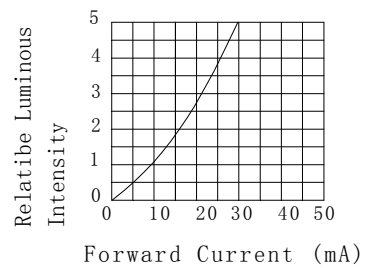
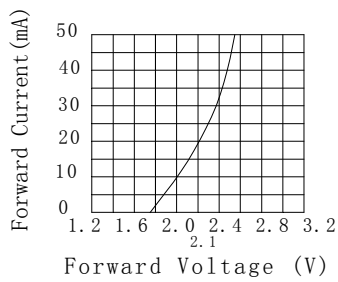
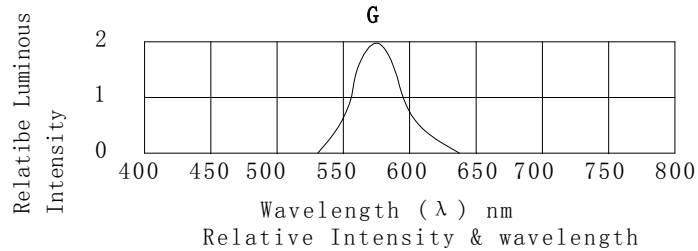
- 1/10DutyCycle, 0.1ms Pulse Width

**Electrical Optical Characteristics Curves At Ta=25°C**



Radiation Diagram

**Electrical Optical Characteristics Curves At Ta=25°C**

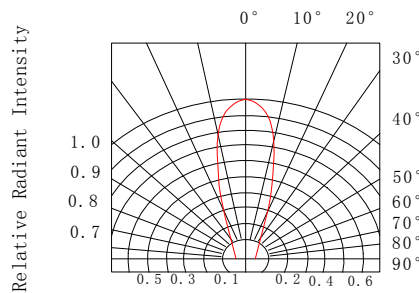
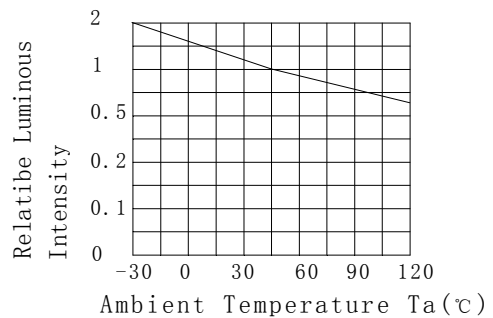
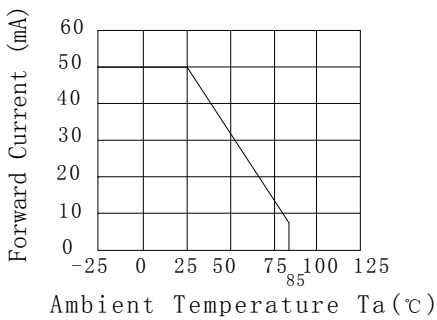
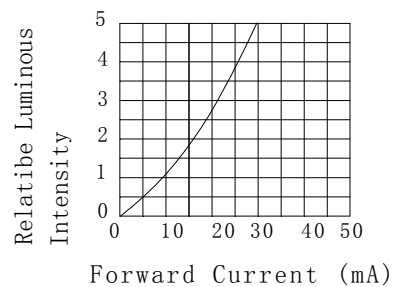
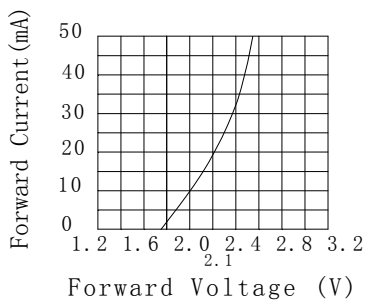
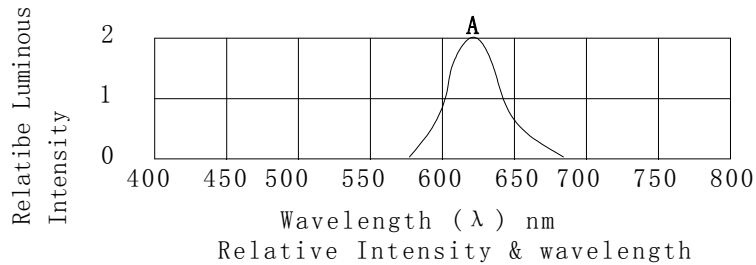


Radiation Diagram

**Notes:**

4. The LEDs should be used within a year.
5. The LEDs should be kept in 5~30°C and 60% RH for less.
6. The LEDs should be used within 24 hours, or else should be kept a 5~30°C and 30% RH or less. And LEDs should be used within 7 days after opening the package.

**Electrical Optical Characteristics Curves At Ta=25°C**



Radiation Diagram

Notes:

1. The LEDs should be used within a year.
2. The LEDs should be kept in 5~30°C and 60% RH for less.
3. The LEDs should be used within 24 hours, or else should be kept a 5~30°C and 30% RH or less. And LEDs should be used within 7 days after opening the package.